


Design System IBERIA

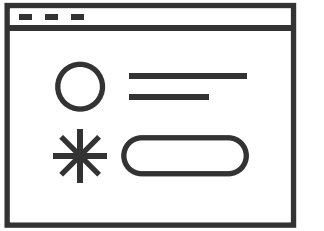




Colores


Paleta de color que compone la marca.

01



The color palette is organized into five main categories, each represented by a white rounded rectangle with a shadow:

- Primario:** A large red square. A smaller, darker red square labeled "Variación 1" is positioned above its top-left corner.
- Secundario:** A large yellow square. A smaller, lighter yellow square labeled "Variación 1" is positioned above its top-left corner. A smaller, orange square labeled "Variación 2" is positioned above its top-right corner.
- Terciario:** A large light gray square.
- Textos:** A large dark gray square.
- Fondos:** A large white square.

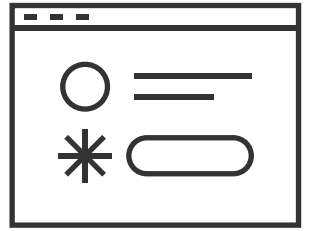


Tipografía e iconos

Tipografía que se va a utilizar para la realización de este prototipado.

No se ha podido acceder a la tipografía oficial de IBERIA.

02



Tipografía Montserrat Regular

Variante Montserrat Bold

Titulos: Montserrat Bold 20px

Subtitulos: Montserrat Bold 14px


Subtitulos secundarios: Montserrat Regular 14px

Texto corrido destacado: Montserrat Bold 12px

Texto corrido: Montserrat Regular 12px

ICONOS: Se ha escogido los iconos de Material Design Line


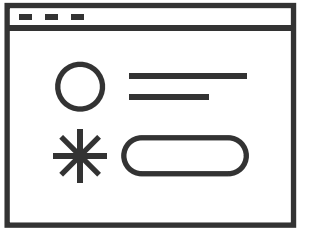




Estructuras básicas

Elementos clave que componen el diseño.

03



Botones

	Standard	Hover	Focus
Primary			
Secondary			
Terciary			
Icono			

Menu Iberia



Grid

4 columnas
Margin 16
Separación 10.

Status Bar



Cards

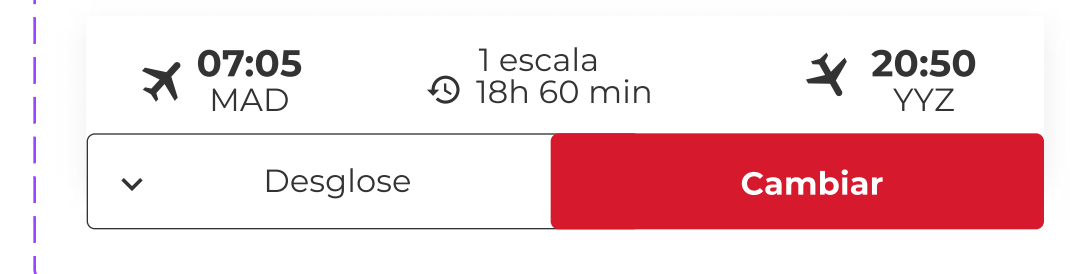
Diseño general




Diseño desplegado



Diseño comprimido

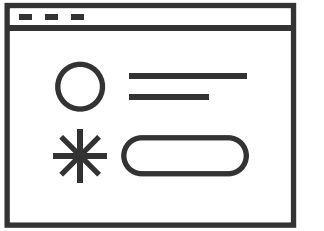




Componentes

Diseño de los componentes básicos utilizados en el diseño realizado.

04



Inputs

Radio Hover Focus Mistake

Standard

Standard Input States:

- Radio:** A simple text input field with the label "Label".
- Hover:** The text input field with a yellow underline and a yellow border.
- Focus:** The text input field with a red border and a red 'x' icon on the right.
- Mistake:** The text input field with a red border, red text, and a red 'x' icon on the right.

Select

Select Input States:

- Radio:** A dropdown menu with the label "Select" and a downward arrow.
- Hover:** The dropdown menu with a yellow underline and a yellow border, showing a list of items: "Item 1" and "Item 3".
- Focus:** The dropdown menu with a red border and a red 'x' icon on the right.

Calendar

Calendar Input States:

- Radio:** A calendar icon followed by the label "Label".
- Hover:** The calendar icon followed by the label "Label" and a calendar popup showing the month of January 2022. The date 12 is highlighted in yellow.
- Focus:** The calendar icon followed by the label "Label" and a date input field showing "22/1/2022" with a red border and a red 'x' icon on the right.

Check

Empty Hover Focus

Check Component States:

- Radio:** An empty radio button, a radio button with a yellow highlight, and a radio button with a yellow border.
- Checkbox:** An empty checkbox, a checkbox with a yellow highlight and a checkmark, and a checkbox with a yellow border and a checkmark.
- Switcher:** An empty switcher, a switcher with a yellow highlight, and a switcher with a yellow border.

Tabs

Tab Component States:


Diseño 1

- Vuelos
- Vuelo+hotel
- Vuelo+coche
- Hotel

Diseño 2

- 1.250\$ Juev, 09 Dic
- 1.500\$ Vier, 10 Dic
- 1.600\$ Sab, 11 Dic

Sara**herranz**



Design System

VUELOS
IBERIA

